


Steve & Regina Garr are the owners of **Birds-I-View** and have spent many years committed to helping others enjoy and learn more about the Hummingbirds that can visit their "space".

Hummer/Bird Study Group
P.O. BOX 250
Clay, AL 35048-0250

www.hummingbirdsplus.org



*A valuable resource over the years has been the information attained from the **Hummer/Bird Study Group** founded by Bob & Martha Sargent. Steve and Regina have a Family Life Membership with the Hummer/Bird Study Group and are grateful to have Bob & Martha as very special friends. Steve is appreciative of the time the Sargents took teaching him to band hummingbirds and allowing him to participate in research on "Wintering Hummingbirds". Steve & Regina encourage everyone to become members of the **Hummer/Bird Study Group!** Ask to see copies of the "NetLines" newsletter while you are in Birds-I-View.*

Attracting Hummingbirds

The best way to attract the **most** hummers and keep them in your yard as long as possible is to put out a **combination** of lots of hummingbird feeders and masses of colorful flowers. It doesn't take a great deal of space to do this. In many areas of the country it is possible to host hummingbirds in your yard at least Six Months every year!



Tips for Hosting Hummers:

- Put Feeders out early! (April 1st in many areas, the last week in March in **some** areas!)
- Keep feeders Clean & Nectar fresh (See feeder cleaning recipe inside this brochure)
- Plant flowers that bloom early and some that will be in bloom all season (suggestions inside)
- Combine feeders and flowers in your space. Plant flowers in "masses" of color . Feeders will encourage hummers to stay in your yard longer– the nectar is more readily available for longer periods of time.
- **Keep a yearly RECORD of your hummingbird activity!** This is the best way to know what to expect each season and to discover what is working best in your area.
- Don't forget to **place your feeders where you can see them often!**

BIRDS-I-VIEW
Jefferson City, MO


Hummingbirds!



Committed to providing information & products that benefit wildlife.

573-638-BIRD(2473)
888-270-VIEW(8439)
www.birds-i-view.biz

Hummingbird Facts



- There are over 330 species of hummingbirds, all in the western hemisphere.
- There are 16 species known to breed in the United States
- Our Ruby-throated hummingbirds migrate, starting in late August through mid-late October) to Central America. Many fly over the gulf of Mexico , non-stop for about 600 miles (that's about 18 hours of non-stop flying!)
- Hummingbirds Migrate alone (NOT on the backs of geese or with any other birds). Even young bird face their first migration on their own. They often nearly double their body weight just before migration and can be seen “tanking up” at feeders for the flight.
- A Hummingbird can live 10 years or more, but the average life span of a male Ruby –throat is 2-3 years, while the females live 3-5 years.
- Depending on the area of the country, Hummingbirds can have one or two nests per season. They lay two eggs which hatch a couple of days apart.
- Hummingbird nests are VERY small (usually a quarter will not fit inside !) It is often placed on a small , pencil-sized limb, approx 10-50 feet high.
- Fledgling hummingbirds coming to the feeders will weigh about as much as adults. They are about the same size, but their bill is shorter, but that is often difficult to distinguish without measuring the bill.
- Banding research has documented that hummers have great fidelity to feeding stations along their migration path– they will return to the same feeders year after year!


Favorite Plants for Hummingbirds:

Coral Honeysuckle
 Cardinal Flower
 Cardinal Vine
 Coral Bells
 Columbine
 Blue Sage
 Fire Pinks
 Bleeding heart
 Impatiens
 Pineapple Sage
 Butterfly weed
 Garden Phlox
 Water Canna
 Four-O-Clocks
 Turk’s Cap
 Blue Lobelia
 Blazing Star
 Red Hot Poker
 Red Buckeye
 All Salvia Species

Species *other* than the Ruby-throated Hummingbirds have been documented and banded in Missouri. If you see a hummingbird after November 1st, please call us at: **573-638-2473 OR 888-270-VIEW(8439)**



Rufous hummingbird



Hummingbird Nectar Recipe:

The objective when making nectar for Hummingbirds is to match what they get in nature as closely as possible. The average ratio of sugar to water that they receive from flowers is

One part Sugar to Four parts Water.

So One Cup of Sugar in Four Cups of Hot water is a great mix. Stir until dissolved and keep excess in the refrigerator for up to two weeks.

Hummingbirds do eat small bodied insects, so do not be concerned about having to add extra minerals or supplements to the nectar . And Please do NOT use honey or artificial sweeteners– this can be very harmful to the bird. Red Food coloring is not necessary and not advised.

Nectar in the flowers that hummingbirds visit ranges between a ratio of 1:3 and 1:5 . Please do not think you are doing hummingbirds a favor by making the nectar “Extra Sweet”! Just stick with the average of what Nature provides , which is

One part Sugar to Four parts water.

**Remember: Keep the Nectar Clean & Fresh!
 Change nectar every 2-3 days once temperatures reach 80+ degrees.**

Perhaps one-half of the hummingbirds diet is made up of small arthropods such as fruit flies, gnats, mosquitoes, aphids, spiders, caterpillars, and insect eggs!

Cleaning Hummingbird Feeders:

Flush feeders with hot water at every filling. Use a bottle brush and Port brush if necessary. Once per month soak feeders in a solution of **1/4 Cup Bleach per Gallon of water** , soak for one hour , rinse thoroughly , refill feeders and enjoy the Hummers!

Steve & Regina Garr

Birds-I-View

512 Ellis Blvd/ Jefferson City, MO 65101

573-638-BIRD(2473) www.birds-i-view.biz